


i-42 Twin

The series is a combination of cost effective and highly productive for complex work piece!

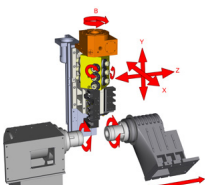


Not only having 29 tools to make it possible to process complex work piece from inside, outside and outline, it also marks the integration of the driven tools having a powerful B- axis milling for simultaneous and efficient machining. Due to this enhancement, the tools application becomes more fast and flexible for sophisticated parts. The great tool arrangement and big work area, make this outstanding, all purpose machine.




Tilting Motorized Tools-B axis

This milling head comprises of 12 motorized tools from 360° continuous leads to even greater flexible tools arrangement and significantly efficient productivity for small and medium lot sizes.



B Axial view

i-42 Twin

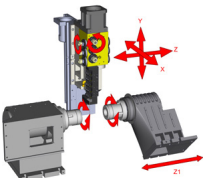


LINEAR GUIDEWAYS

The machine is equipped with high precision, HIWIN linear guideways.

The use of 35mm rails throughout the machine increases stability and accuracy, and allows heavier cuts to be achieved.

All axes are equipped with digital drives that deliver feed velocities of 20m/ min.



No B axial view

i-42 Twin

Specification

Mitsubishi Controller M70

Spindle Capacity	Max. Bar Working Dia	42.0mm/60.0mm (option)	Motorized Tool
Spindle Max. Turning Length	300.0mm	Number of motorized tools	12tools
Spindle Collet Chuck Type	KK5-173E42B/KK6-185E60B(option)	Rotation	360°
Spindle Nose	ISO(DIN) A2-5/ A2-6	Speed	4000rpm(Max.)
Spindle Bore	44.0/62.0mm(option)	Size	ER-20
Spindle Speed Range	3000rpm/4000rpm (4000rpm/6000rpm(option))	Max. Drilling Depth	12.0mm
Sub-Spindle Capacity	Max. Turning Dia.	100.0mm	Max. Tapping capacity

CNC turning and milling complex lathe | i-42 Twin

Written by Administrator
Thursday, 17 April 2014 06:26

Max. Bar Working Dia	42.0mm		
Max. Turning Length.	155.0mm	Mitsubishi Motor	Main-spindle
Collet Chuck Type	KK5-173E42B	Sub-spindle	AC Spindle 3.7kw
Nose	ISO(DIN) A2-5	X/Z axis spindle	AC Servo 1.0kw
Bore	30.0mm	X-1/Z-1 axis	AC Servo 1.0k(Z1)
Speed Range	4000rpm/6000rpm (optional)	Motorized Tool	AC Servo 1.0kw/1.5kw (C)
C Axis	Positioning Accuracy	0.001°	Hydraulic System
Travel & Feed	X/Y/Zaxis Travel	150.0/415.0/300.0mm	Max. Pressure
X-1/Y-1/Z-1axis Travel	Z1-450.0mm	Tank Capacity	50L
Lubrication	Lubricant Motor	25W	
Max. Pressure	15kg/cm ²		
A.T.C System	OD Tools Main Spindle	9	Tank Capacity
ID Tools Main Spindle	8	Coolant System	Coolant Motor Type
Tool Shank Size	20.0mm	Coolant Tank Capacity	240L
Boring Bar (main)	ER-20/20.0mm	Machine Size	Length/Width/Height
Boring Bar (sub)	ER-20/20.0mm	Weight	3800kg

[Products Download](#)